

IMAZETHAPYR GROUP 2 HERBICIDE

Caprice™

HERBICIDE FOR USE IN RICE**

****For use on imidazolinone-resistant rice varieties and hybrids only (not less than 75% hybrid seed).**

ACTIVE INGREDIENT:

Ammonium salt of imazethapyr (±)-2-[4,5-dihydro-4-methyl-4-(1-methylethyl)-5-oxo-1H-imidazol-2-yl]-5-ethyl-3-pyridinecarboxylic acid* 22.87%

OTHER INGREDIENTS: 77.13%

TOTAL: **100.00%**

*Equivalent to 21.6% (±)-2-[4,5-dihydro-4-methyl-4-(1-methylethyl)-5-oxo-1H-imidazol-2-yl]-5-ethyl-3-pyridinecarboxylic acid (1 gal. contains 2.0 lbs. of active ingredient as the free acid).

WT. BY %

**KEEP OUT OF REACH OF CHILDREN
CAUTION/PRECAUCION**

Si usted no entiende la etiqueta, busque a alguien para que se la explique a usted en detalle.
(If you do not understand this label, find someone to explain it to you in detail.)

**See label booklet for complete First Aid, Precautionary Statements,
Directions For Use, and Storage and Disposal.**

Manufactured For:

Sharda USA LLC 

7217 Lancaster Pike, Suite A
Hockessin, Delaware 19707

EPA Reg. No.: 83529-50

EPA Est. No.: 228-IL-001

EPA Est. No.: 83411-MN-001

Net Contents: 1 Gallon

Job 170059

FIRST AID	
IF ON SKIN OR CLOTHING:	<ul style="list-style-type: none"> • Take off contaminated clothing. • Rinse skin immediately with plenty of water for 15-20 minutes. • Call a poison control center or doctor for treatment advice.
IF SWALLOWED:	<ul style="list-style-type: none"> • Call a poison control center or doctor immediately for treatment advice. • Have person sip a glass of water if able to swallow. • Do not induce vomiting unless told to by a poison control center or doctor. • Do not give anything by mouth to an unconscious person.
IF INHALED:	<ul style="list-style-type: none"> • Move person to fresh air. If person is not breathing, call 911 or an ambulance, then give artificial respiration, preferably mouth-to-mouth if possible. • Call a poison control center or doctor for treatment advice.
IF IN EYES:	<ul style="list-style-type: none"> • Hold eye open and rinse slowly and gently with water for 15-20 minutes. • Remove contact lenses, if present, after the first 5 minutes, then continue rinsing. • Call a poison control center or doctor for further treatment advice.
<p>Have the product container or label with you when calling a poison control center or doctor or going for treatment. In case of an emergency involving this product, call CHEMTREC at 1-800-424-9300.</p>	

PRECAUTIONARY STATEMENTS

HAZARDS TO HUMANS AND DOMESTIC ANIMALS

CAUTION

Harmful if swallowed or absorbed through skin. Avoid contact with skin, eyes, or clothing.

PERSONAL PROTECTIVE EQUIPMENT (PPE)

Applicators and other handlers must wear:

- Long-sleeved shirt and long pants
- Chemical-resistant gloves, including butyl rubber ≥ 14 mils, or natural rubber ≥ 14 mils, or neoprene rubber ≥ 14 mils, or nitrile rubber ≥ 14 mils
- Shoes plus socks

Follow manufacturer's instructions for cleaning and maintaining PPE. If no such instructions for washables exist, use detergent and hot water. Keep and wash PPE separately from other laundry.

USER SAFETY RECOMMENDATIONS

Users should:

- Wash thoroughly with soap and water after handling and before eating, drinking, chewing gum, using tobacco, or using the toilet.
- Remove clothing/PPE immediately if pesticide gets inside. Then wash thoroughly and put on clean clothing.
- Remove PPE immediately after handling this product. Wash the outside of gloves before removing. As soon as possible, wash thoroughly and change into clean clothing.

ENVIRONMENTAL HAZARDS

DO NOT apply directly to water, or to areas where surface water is present or to intertidal areas below the mean high water mark. **DO NOT** contaminate water when disposing of equipment washwaters or rinsate.

Non-Target Organism Advisory

This product is toxic to plants and may adversely impact the forage and habitat of non-target organisms, including pollinators, in areas adjacent to the treated site. Protect the forage and habitat of non-target organisms by following label directions intended to minimize spray drift.

Surface Water Advisory

This product may impact surface water quality due to runoff of rain water. This is especially true for poorly draining soils and soils with shallow ground water. This product is classified as having high potential for reaching surface water via runoff for several months or more after application.

A level, well-maintained vegetative buffer strip between areas to which this product is applied and surface water features including ponds, streams, and springs will reduce the potential loading of imazethapyr from runoff water and sediment. Runoff of this product will be reduced by avoiding applications when rainfall or irrigation is expected to occur within 48 hours.

Groundwater Advisory

This chemical has properties and characteristics associated with chemicals detected in groundwater. The use of this chemical in areas where soils are permeable, particularly where the water table is shallow, may result in groundwater contamination.

Caprice™ may not be mixed or loaded within 50 feet of any wells (including abandoned wells and drainage wells), sink holes, perennial or intermittent streams and rivers, and natural or impounded lakes or reservoirs. This setback does not apply to properly capped or plugged abandoned wells and does not apply to impervious pad or properly diked mixing/loading areas.

Proper Handling Instructions

Operations that involve mixing, loading, rinsing, or washing of this product into or from pesticide handling or application equipment or containers within 50 feet of any well are prohibited unless conducted on an impervious pad constructed to withstand the weight of the heaviest load that may be positioned on or moved across the pad. Such a pad shall be designed and maintained to contain any product spills or equipment leaks, container or equipment rinse or washwater, and rainwater that may fall on the pad. Surface water shall not be allowed to either flow over or from the pad, which means the pad must be self-contained. The pad shall be sloped to facilitate material removal. An unroofed pad shall be of sufficient capacity to contain at a minimum 110% of the capacity of the largest pesticide container or application equipment on the pad. A pad that is covered by a roof of sufficient size to completely exclude precipitation from contact with the pad shall have a minimum containment capacity of 100% of the capacity of the largest pesticide container or application equipment on the pad. Containment capacities as described above shall be maintained at all times. The above specific minimum containment capacities do not apply to vehicles when delivering pesticide shipments to the mixing/loading site. States may have in effect additional requirements regarding wellhead setbacks and operational containment.

DO NOT apply **Caprice™** through any type of irrigation system.

Caprice™ must be used in a manner which will prevent back siphoning in wells, spills or improper disposal of excess pesticide or spray mixture.

PHYSICAL OR CHEMICAL HAZARDS

DO NOT mix or allow coming in contact with oxidizing agents. Hazardous chemical reactions may occur.

DIRECTIONS FOR USE

It is a violation of Federal law to use this product in a manner inconsistent with its labeling.

DO NOT apply this product in a way that will contact workers or other persons, either directly or through drift. Only protected handlers may be in the area during application. For any requirements specific to your State or Tribe, consult the agency responsible for pesticide regulation. This labeling must be in the possession of the user at the time of pesticide application.

Observe all cautions and limitations on this label and on the labels of products used in combination with **Caprice™**. **DO NOT** use **Caprice™** other than in accordance with the instructions set forth on this label. The use of **Caprice™** not consistent with this label may result in injury to crops. Keep containers closed to avoid spills and contamination.

AGRICULTURAL USE REQUIREMENTS

Use this product only in accordance with its labeling and with the Worker Protection Standard, 40 CFR Part 170. This Standard contains requirements for the protection of agricultural workers on farms, forests, nurseries, and greenhouses, and handlers of agricultural pesticides. It contains requirements for training, decontamination, notification, and emergency assistance. It also contains specific instructions and exceptions pertaining to the statements on this label about personal protective equipment (PPE) and restricted-entry interval. The requirements in this box only apply to uses of this product that are covered by the Worker Protection Standard.

DO NOT enter or allow worker entry into treated areas during the restricted-entry interval (REI) of **4 hours**.

Exception: If the product is soil-injected or soil-incorporated, the Worker Protection Standard, under certain circumstances, allows workers to enter the treated area if there will be no contact with anything that has been treated.

PPE required for early entry to treated areas that is permitted under the Worker Protection Standard and that involves contact with anything that has been treated, including plants, soil, or water, is:

- Coveralls
- Chemical-resistant gloves, including butyl rubber ≥ 14 mils, or natural rubber ≥ 14 mils, or neoprene rubber ≥ 14 mils, or nitrile rubber ≥ 14 mils
- Shoes plus socks

PRODUCT INFORMATION

Caprice™ kills weeds by root and/or foliage uptake and rapid translocation to the growing points. Adequate soil moisture is important for optimum **Caprice™** activity. When adequate soil moisture is present, **Caprice™** will provide residual control of susceptible germinating weeds; activity on established weeds will depend on the weed species and the location of its root system in the soil.

Occasionally, internode shortening and/or temporary yellowing of crop plants occurs following **Caprice™** applications. These effects occur infrequently and are temporary. Normal growth and appearance may resume within 1 to 2 weeks.

When organophosphate (including chlorpyrifos) or carbamate insecticides are tank-mixed with **Caprice™**, temporary injury may result to the treated crops.

Use of **Caprice™** in accordance with label directions is expected to result in normal growth of rotational crops in most situations; however, various environmental and agronomic factors make it impossible to eliminate all risks associated with the use of this product and, therefore, rotational crop injury is always possible. Under some conditions (including heavy texture

soil, high organic matter, low pH or low rainfall) **Caprice™** may cause injury to subsequent planted crops. Vegetable crops and particularly sugar beets are sensitive to **Caprice™** residues in the soil.

RESISTANCE MANAGEMENT

Caprice™ contains imazethapyr and is classified as a Group 2 herbicide respectively. Herbicide resistance is defined as the inherited ability of a plant to survive and reproduce following exposure to a dose of herbicide normally lethal to the wild type. In a plant, resistance may be naturally occurring or induced by such techniques as genetic engineering or selection of variants produced by tissue culture or mutagenesis. Any weed population may contain or develop plants that are naturally resistant to **Caprice™** and other Group 2 herbicides. Weed species with acquired resistance to Group 2 herbicides may eventually dominate the weed population if Group 2 herbicides are used repeatedly in the same field or in successive years as the primary method of control for targeted species. This may result in partial or total loss of control of those species by **Caprice™** or other Group 2 herbicides.

To delay herbicide resistance, consider the below best practices for resistance management:

- Plant into weed-free fields and keep fields as weed-free as possible.
- To the extent possible, use a diversified approach toward weed management. Whenever possible, incorporate multiple weed-control practices such as mechanical cultivation, biological management practices, and crop rotation.
- Fields with difficult to control weeds should be rotated to crops that allow the use of herbicides with alternative mechanisms of action or different management practices.
- To the extent possible, **DO NOT** allow weed escapes to produce seeds, roots or tubers. Manage weed seeds at harvest and post-harvest to prevent a buildup of the weed seed-bank.
- Prevent field-to-field and within-field movement of weed seed or vegetative propagules. Thoroughly clean plant residues from equipment before leaving fields.
- Prevent an influx of weeds into the field by managing field borders.
- Identify weeds present in the field through scouting and field history and understand their biology. The weed-control program should consider all of the weeds present.
- Difficult to control weeds may require sequential applications of herbicides with differing mechanisms of action.
- Apply this herbicide at the correct timing and rate needed to control the most difficult weed in the field.
- Use a broad-spectrum soil-applied herbicide with a mechanism of action that differs from this product as a foundation in a weed-control program. **DO NOT** use more than two applications of this or any other herbicide with the same mechanism of action within a single growing season unless mixed with an herbicide with another mechanism of action with an overlapping spectrum for the difficult-to-control weeds.

- If resistance is suspected, treat weed escapes with an herbicide with a different MOA or use non-chemical methods to remove escapes.
- Monitor treated weed populations for loss of field efficacy.
- Scout field(s) before and after application.
- Report lack of performance to registrant or their representative.
- Indicators of possible herbicide resistance include: (1) failure to control a weed species normally controlled by the herbicide at the dose applied, especially if control is achieved on adjacent weeds; (2) a spreading patch of non-controlled plants of a particular weed species; (3) surviving plants mixed with controlled individuals of the same species.
- Contact your local sales representative, extension agent, or certified crop advisors to find out if suspected resistant weeds to this MOA have been found in your region. If resistant biotypes of target weeds have been reported, use the application rates of this product specified for your local conditions. Tank mix products so that there are multiple effective mechanisms of action for each target weed.

MANDATORY SPRAY DRIFT

Aerial Applications:

- **DO NOT** release spray at a height greater than 10 ft. above the ground or vegetative canopy, unless a greater application height is necessary for pilot safety.
- For applications prior to the emergence of crops and target weeds, applicators are required to use a coarse or coarser droplet size (ASABE S572.1).
- For all other applications, applicators are required to use a medium or coarser droplet size (ASABE S572.1).
- Applicators must use ½ swath displacement upwind at the downwind edge of the field.
- **DO NOT** apply when wind speeds exceed 15 mph at the application site. If the windspeed is greater than 10 mph, the boom length must be 65% or less of the wingspan for fixed wing aircraft and 75% or less of the rotor diameter for helicopters. Otherwise, the boom length must be 75% or less of the wingspan for fixed-wing aircraft and 90% or less of the rotor diameter for helicopters.
- **DO NOT** apply during temperature inversions.

Ground Boom Applications:

- User must only apply with the release height recommended by the manufacturer, but no more than 3 feet above the ground or crop canopy unless making a turf, pasture, or rangeland application, in which case applicators may apply with a nozzle height no more than 4 feet above the ground.
- For applications prior to the emergence of crops and target weeds, applicators are required to use a coarse or coarser droplet size (ASABE S572.1).
- For all other applications, applicators are required to use a medium or coarser droplet size (ASABE S572.1).
- **DO NOT** apply when wind speeds exceed 15 miles per hour at the application site.
- **DO NOT** apply during temperature inversions.

Boom-less Ground Applications:

- Applicators are required to use a medium or coarser droplet size (ASABE S572.1) for all applications.
- **DO NOT** apply when wind speeds exceed 15 miles per hour at the application site.
- **DO NOT** apply during temperature inversions.

SPRAY DRIFT ADVISORIES

THE APPLICATOR IS RESPONSIBLE FOR AVOIDING OFF-SITE SPRAY DRIFT. BE AWARE OF NEARBY NON-TARGET SITES AND ENVIRONMENTAL CONDITIONS.

IMPORTANCE OF DROPLET SIZE

An effective way to reduce spray drift is to apply large droplets. Use the largest droplets that provide target pest control. While applying larger droplets will reduce spray drift, the potential for drift will be greater if applications are made improperly or under unfavorable environmental conditions.

Controlling Droplet Size – Ground Boom

- **Volume** - Increasing the spray volume so that larger droplets are produced will reduce spray drift. Use the highest practical spray volume for the application. If a greater spray volume is needed, consider using a nozzle with a higher flow rate.
- **Pressure** - Use the lowest spray pressure recommended for the nozzle to produce the target spray volume and droplet size.
- **Spray Nozzle** - Use a spray nozzle that is designed for the intended application. Consider using nozzles designed to reduce drift.

Controlling Droplet Size – Aircraft

- **Adjust Nozzles** - Follow nozzle manufacturers' recommendations for setting up nozzles. Generally, to reduce fine droplets, nozzles should be oriented parallel with the airflow in flight.

BOOM HEIGHT – Ground Boom

For ground equipment, the boom should remain level with the crop and have minimal bounce.

RELEASE HEIGHT – Aircraft

Higher release heights increase the potential for spray drift.

SHIELDED SPRAYERS

Shielding the boom or individual nozzles can reduce spray drift. Consider using shielded sprayers. Verify that the shields are not interfering with the uniform deposition of the spray on the target area.

TEMPERATURE AND HUMIDITY

When making applications in hot and dry conditions, use larger droplets to reduce effects of evaporation.

TEMPERATURE INVERSIONS

Drift potential is high during a temperature inversion. Temperature inversions are characterized by increasing temperature with altitude and are common on nights with limited cloud cover and light to no wind. The presence of an inversion can be indicated

by ground fog or by the movement of smoke from a ground source or an aircraft smoke generator. Smoke that layers and moves laterally in a concentrated cloud (under low wind conditions) indicates an inversion, while smoke that moves upward and rapidly dissipates indicates good vertical air mixing. Avoid applications during temperature inversions.

WIND

Drift potential generally increases with wind speed. AVOID APPLICATIONS DURING GUSTY WIND CONDITIONS.

- Applicators need to be familiar with local wind patterns and terrain that could affect spray drift.

Boom-less Ground Applications:

- Setting nozzles at the lowest effective height will help to reduce the potential for spray drift.

RICE – IMIDAZOLINONE-RESISTANT RICE ONLY

(Not for use in California.)

DIRECTIONS FOR USE

Caprice™ can be applied pre-plant incorporated (PPI) up to 7 days before rice planting, pre-emergence and post-emergence for weed control in imidazolinone resistant rice only. Make application of **Caprice™** only on selected rice varieties or hybrids (not less than 75% hybrid seed) labeled as imidazolinone-resistant and warranted by the seed company to possess resistance to direct application of certain imidazolinone herbicides.

DO NOT make application of **Caprice™** to rice varieties or hybrids (less than 75% hybrid seed) without resistance to imidazolinone herbicides as **Caprice™** will destroy all non-imidazolinone-resistant rice. Contact your seed supplier, chemical dealer or Sharda USA LLC to obtain information regarding imidazolinone-resistant rice varieties.

Adhere to Part 201.11a Hybrid of the Federal Seed Act Regulations, labeling agricultural seeds: If any one kind or kind and variety of seed present in excess of 5 percent is "hybrid" seed, it shall be designated "hybrid" on the label. The percentage that is hybrid shall be at least 95 percent of the percentage of pure seed shown unless the percentage of pure seed which is hybrid seed is shown separately. If two or more kinds or varieties are present in excess of 5 percent and are named on the label, each that is hybrid shall be designated as hybrid on the label. Any one kind or kind and variety that has pure seed which is less than 95 percent but more than 75 percent hybrid seed as a result of incompletely controlled pollination in a cross shall be labeled to show (a) the percentage of pure seed that is hybrid seed or (b) a statement including "Contains from 75 percent to 95 percent hybrid seed." No one kind or variety of seed shall be labeled as hybrid if the pure seed contains less than 75 percent hybrid seed.

Caprice™ controls weeds by root and foliage uptake. Sufficient soil moisture is important for optimum **Caprice™** activity. When soil moisture is sufficient, **Caprice™** will provide control of susceptible germinating weeds. The level of control on

established weeds depends on weed species and location of its root system in the soil. Activity of **Caprice™** on susceptible weeds is typically seen in 10 to 14 days.

Crops that are grown under environmental stress conditions may exhibit adverse symptoms which can be more pronounced if herbicides are applied. Imidazolinone-resistant rice plants treated with **Caprice™** may exhibit a height reduction. These results occur infrequently and are temporary. Normal growth and appearance must resume within 14 to 28 days. **Caprice™** may be applied to imidazolinone-resistant rice under all tillage systems, drill or broadcast dry-seeded and clear water-seeded (resistant varieties and hybrids only). The use rate and timing of application may vary with these production systems (refer to use rate information and sections below).

Caprice™ must be applied two times per year to control the weeds listed in the **WEEDS CONTROLLED** section of this label. Use of **Caprice™** in accordance with label directions is expected to result in normal growth of rotational crops in most situations; however, various environmental and agronomic factors make it impossible to eliminate all risks associated with the use of this product and, because of this, rotational crop injury is always possible. Under some conditions (including heavy texture soil, high organic matter or low pH), **Caprice™** may cause injury to subsequent planted crops. Vegetable crops, cotton and non-imidazolinone-resistant rice are sensitive to **Caprice™** residues in the soil.

Replanting

If replanting becomes necessary in a field previously treated with **Caprice™**, the field may be replanted to imidazolinone-resistant rice, lima beans, peanuts, Southern peas, or soybeans. Rework the soil no deeper than the treated zone.

DO NOT apply a second treatment of **Caprice™** or other imidazolinone-containing products.

Naturally occurring biotypes* of some weeds listed on this label may not be adequately controlled by this or other products with the ALS/AHAS enzyme-inhibiting mode of action. Other herbicides with ALS/AHAS enzyme mode of action include sulfonyleureas, sulfonamides and pyrimidyl benzoates. If naturally occurring ALS/AHAS-resistant biotypes are present in a field, tank mix or sequentially apply **Caprice™** for imidazolinone-resistant rice or any of the ALS/AHAS enzyme inhibiting mode-of-action herbicides, with an appropriate registered herbicide having a different mode of action to ensure control.

*A weed biotype is a naturally occurring plant within a given species that has a slightly different, but distinct, genetic makeup from other plants.

MIXING INSTRUCTIONS

Post-emergence applications of Caprice™ that use of an adjuvant: Use an adjuvant certified by the Chemical Producers and Distributors Association (CPDA) when an adjuvant is used with **Caprice™**.

SURFACTANTS

With resistant varieties or hybrids, make application with a crop oil at 1 to 2 pts./A.

Fill the spray tank 1/2 to 3/4 full with clean water. Use a calibrated measuring device to measure the required amount of **Caprice™**. Add **Caprice™** to the spray tank while agitating. Add adjuvants and fill the remainder of the tank with water. **DO NOT** add a crop oil concentrate when mixing **Caprice™** and carfentrazone-ethyl herbicide or crop injury may occur. When mixing **Caprice™** and carfentrazone herbicide, use a quality nonionic surfactant (NIS) at 0.25% v/v having at least 80% active ingredient.

TANK MIX COMBINATIONS WITH CAPRICE™ AND OTHER HERBICIDES

Add components in the following order while maintaining agitation:

1. Fill spray tank 1/2 full with clean water.
2. Add soluble-packet products and thoroughly mix.
3. Add WP (wetable powder), DG (dispersible granule), DF (dry flowable) or liquid flowable formulations not in soluble packets.
4. Add **Caprice™** and thoroughly mix.
5. Add other aqueous solution products.
6. Add EC (emulsifiable concentrate) products.
7. Add surfactant or crop oil to the spray tank.
8. Fill the remainder of the tank with water.

Drain and thoroughly clean spray equipment with water before using to apply other products to avoid injury to sensitive crops. When **Caprice™** is used in combination with other herbicides, refer to the respective label for rates, methods of application, proper timing, weeds controlled, restrictions and precautions. Always use in accordance with the more restrictive label restrictions and precautions. **DO NOT** exceed label dosages. **DO NOT** mix **Caprice™** with any product containing a label prohibiting such mixtures.

APPLICATION INSTRUCTIONS

Caprice™ can be applied to imidazolinone-resistant rice under all tillage systems, drill or broadcast dry-seeded and clear water-seeded (resistant varieties and hybrids only). **Caprice™** must be applied twice per year to control weeds listed in the **WEEDS CONTROLLED** section of this label using one of the following two programs: 1) A soil application followed by post-emergence application OR 2) Two post-emergence applications.

In the soil followed by post-program, the soil treatment is applied either pre-plant incorporated or pre-emergence followed by a post-emergence application before establishing the permanent flood. The soil treatment must be activated by flushing the

rice field or with adequate rainfall. To maintain herbicidal activity until a permanent flood is established, subsequent flushing or rainfall is needed.

In the post followed by post-program (resistant varieties and hybrids only), the first post-application is made at the spike to 2-leaf stage of imidazolinone-resistant rice followed by a second post-application made at the 3- to 5-leaf stage of imidazolinone-resistant rice. The first post-application must be activated by flushing the rice field or by adequate rainfall after application. To maintain herbicidal activity until a permanent flood is established, subsequent flushing or rainfall is necessary after the second post-application is made.

Even though weeds may not be present, making the second application before establishing permanent flood is critical for controlling weeds that have not emerged. A single application of **Caprice™** will not provide enough residual activity for season-long weed control.

Soil Followed by Post-Application

In conservation tillage systems, weeds may germinate and emerge from below treated soil resulting in weed escapes. For control of these escapes, a subsequent post-emergence application must be made at the correct growth stage of the weed (see **WEEDS CONTROLLED** section of this label). Rainfall (at least 0.5 inch) or flushing that uniformly wets the soil to a depth of 2 inches within 2 days of **Caprice™** application is needed to maximize weed control.

Conservation Tillage or Stale Seedbed Application

Many soils are prepared in the fall and not tilled in the spring to ensure an optimum seedbed for rice planting and herbicide application. To control weeds prior to planting, use a burndown herbicide registered for this use before making application of **Caprice™**. Refer to the **Pre-Emergence Application** section for **Caprice™** for imidazolinone-resistant rice.

Pre-Plant Incorporated Application

Application of **Caprice™** can be made as a pre-plant incorporated treatment up to 7 days before rice planting. Typically, application during final seedbed preparation just before rice planting provides the best weed control. The soil must be free of clods or weed escapes may result. If small weeds are present during **Caprice™** application, addition of a glyphosate or paraquat product can be made. When application is made pre-plant incorporated, uniformly incorporate **Caprice™** (at least a single pass with a field cultivator, no disks) to a depth of 1 to 2 inches.

Pre-Emergence Application

Application of **Caprice™** can be made as a pre-emergence treatment before rice emergence. Make application immediately after planting for the best results. If weeds are present at time of application, include a burndown product registered for this use.

Adequate soil moisture is needed for optimum herbicide activation for all methods of soil application. If adequate precipitation (usually 0.5 inch) does not occur within 2 days after application, a flush (flood irrigation) is advised to move **Caprice™** into the weed germination zone for optimum activity. The amount of rainfall or irrigation required depends on existing soil moisture, soil texture and organic matter content. Sufficient water to moisten the soil to a depth of 2 inches is normally adequate. When adequate moisture is received after dry conditions, **Caprice™** will provide residual control of susceptible germinating weeds; activity on established weeds will depend on the weed species and the location of its root system in the soil.

Caprice™ controls weeds by root uptake and translocation to the growing points where it inhibits weed growth. Susceptible weeds may emerge but growth will stop and the weeds will become noncompetitive with the rice.

Post-Emergence Application (prior to permanent flood)

Make application of **Caprice™** post-emergence to imidazolinone-resistant rice in the 3-leaf growth stage through the 5-leaf growth stage before establishing the permanent flood. Application of **Caprice™** must be made to actively growing weeds. **DO NOT** make application into standing water (levee furrows or potholes) or flooded rice as weed control will be reduced. Initiate permanent flood within 2 days of post-emergence application or as soon as the growth stage of rice permits. If the permanent flood is delayed and rainfall is insufficient for optimum rice growth, flush to maintain **Caprice™** soil activity and to promote rice development. Include a surfactant with all post-emergence applications to maximize weed control.

Post followed by Post-Application Resistant Varieties and Hybrids Only

For resistant varieties and hybrids, a post followed by post-application in imidazolinone-resistant rice may be made. Make the first post-application when the rice is no larger than the spike to 2-leaf stage of growth; then make the second post-application approximately 10 to no more than 14 days later when the rice is in the 3- to 5-leaf stage of growth.

Include a surfactant with all post-emergence applications to maximize weed control.

First Post-Emergence Application (Spike to 2-leaf imidazolinone-resistant rice growth stage)

Make application of **Caprice™** post-emergence to imidazolinone-resistant rice in the spike stage through the 2-leaf growth stage. **Caprice™** must be applied to actively growing weeds.

Adequate soil moisture is needed for optimum activation for the first post-emergence application in the post followed by post-program. If sufficient precipitation (usually 0.5 inch) does not occur within 2 days after application, a flush (flood irrigation) is advised to move into the weed germination zone for maximum activity. The amount of rainfall or irrigation required following application depends on existing soil moisture, soil texture and organic matter content. Sufficient water to moisten the soil to a depth of 2 inches is normally adequate. When adequate moisture is received after dry conditions, **Caprice™** will provide residual control of susceptible germinating weeds; activity on established weeds will depend on the weed species and the location of its root system in the soil.

Second Post-Emergence Application

(10 to no more than 14 days after the first post-emergence application; 3- to 5-leaf imidazolinone-resistant rice growth stage; before permanent flood)

Make application of **Caprice™** post-emergence to imidazolinone-resistant rice in the 3-leaf growth stage through the 5-leaf growth stage, before establishing the permanent flood. Application of **Caprice™** must be made to actively growing weeds. **DO NOT** apply into standing water (levee furrows or potholes) or flooded rice as weed control will be reduced. Initiate permanent flood within 2 days of post-emergence application or as soon as the growth stage of rice permits. If the permanent flood is delayed and rainfall is insufficient for optimum rice growth, flush to maintain **Caprice™** soil activity and to promote rice development.

DO NOT make application of **Caprice™** to rice growing under stress induced by adverse conditions including other herbicide injury, cool temperatures, saline soil, nutrient deficiency and disease pressure, or to rice when conditions are forecast that stress rice, especially cool temperatures. If applied under these conditions, stunting and/or yellowing may occur in rice. Weed control may be reduced when application of **Caprice™** is made during stress conditions.

An adjuvant must be added to the spray solution for optimum weed control activity. See the **SURFACTANTS** section under **MIXING INSTRUCTIONS** for specific instructions.

When application of **Caprice™** is made post-emergence, uptake occurs through the roots and foliage. Susceptible weeds stop growing and either die or become noncompetitive with the crop. Activity of **Caprice™** on susceptible weeds is usually seen in 10 to 14 days. **Caprice™** controls many existing broadleaf and grass weeds when applied post-emergence, and also provides control of susceptible weeds that may emerge after application.

Make application of **Caprice™** a minimum of 1 hour before rainfall.

Use Rate Information

For broad-spectrum, season-long weed control, make a sequential application of **Caprice™** pre-plant incorporated or pre-emergence followed by a post-emergence application to imidazolinone-resistant rice at the 3- to 5-leaf growth stage, or sequentially apply **Caprice™** post-emergence (spike to 2-leaf) followed by a second post-emergence application (3- to 5-leaf) on resistant varieties and hybrids (not less than 75% hybrid seed) only. If weeds listed on this label escape the soil application or first post-emergence application and become larger than the crop, for control, the subsequent post-emergence application must be made at the correct growth stage of the weed. Post-emergence application to less than 3-leaf rice may cause crop injury. Application to less than 2-leaf rice may reduce stands on first generation resistant varieties.

Use Restrictions Imidazolinone-Resistant Rice:

- **DO NOT** apply more than 6 oz. (0.094 lb. a.e./A) per acre per application.
- **DO NOT** make more than 2 applications of **Caprice™** per year.
- **DO NOT** apply more than 12 oz. (0.188 lb. a.e./A) per acre per year.
- Pre-harvest interval (PHI): **45 days** between the last application of **Caprice™** and rice harvest when total amount of **Caprice™** is equal to or less than 8 oz. (0.125 lb. a.e./A) per acre per year.
- Pre-harvest interval (PHI): **85 days** between the last application of **Caprice™** and rice harvest when total amount of **Caprice™** exceeds 8 oz. (0.125 lb. a.e./A) per acre per year.
- **DO NOT** use water from **Caprice™**-treated field to irrigate food or feed crops not registered for use with **Caprice™** or imazethapyr herbicides.
- **DO NOT** use flood water as a water source for livestock.
- Applications may only be made post-emergence to rice at the spike to 2-leaf and 3- to 5-leaf stages.
- **DO NOT** apply more than 12 oz. (0.188 lb. a.e./A) per acre per year to imidazolinone-resistant varieties or hybrids (not less than 75% hybrid seed).

IMIDAZOLINONE-RESISTANT VARIETIES AND HYBRIDS (not less than 75% hybrid seed)	
Tillage	Rates per Acre
Soils suitable for spring tillage and incorporation of Caprice™	4 to 6* oz. (0.063 to 0.094 lb. a.e./A) pre-plant incorporated – followed by - 4 to 6 oz. (0.063 to 0.094 lb. a.e./A) post-emergence (3- to 5-leaf) OR 4 to 6 oz. (0.063 to 0.094 lb. a.e./A) pre-emergence – followed by - 4 to 6 oz. (0.063 to 0.094 lb. a.e./A) post-emergence (3- to 5-leaf) OR 4 to 6 oz. (0.063 to 0.094 lb. a.e./A) post-emergence (spike to 2-leaf) – followed by - 4 to 6 oz. (0.063 to 0.094 lb. a.e./A) post-emergence (3- to 5-leaf)
Conservation tillage or stale seedbed	4 to 6 oz. (0.063 to 0.094 lb. a.e./A) pre-emergence – followed by - 4 to 6 oz. (0.063 to 0.094 lb. a.e./A) post-emergence (3- to 5-leaf) OR 4 to 6 oz. (0.063 to 0.094 lb. a.e./A) post-emergence (spike to 2-leaf) – followed by - 4 to 6 oz. (0.063 to 0.094 lb. a.e./A) post-emergence (3- to 5-leaf)

*Use higher labeled use rates under higher weed pressure and/or large weeds.

WEEDS CONTROLLED

When application is made sequentially as directed, **Caprice™** will control the following weeds:

Weeds Controlled	Leaf Stage (up to)	Maximum Height (Inches)
Annual Grasses		
Barryardgrass	4	4
Crabgrass, large	3	3
Johnsongrass, seedling	4	5
Red rice	4	5
Shattercane	4	6
Signalgrass, broadleaf	3	2
Sprangletop*	2	2
Broadleaf Weeds		
Morningglory, cypressvine	3	2
Palmleaf	3	2
pitted	3	2
Smartweed species	4	3
Sedges		
Nutsedge species	4	3
Rice flatsedge	4	3

*Sprangletop - suppression only with a post-emergence followed by a post-emergence application system. Apply a registered herbicide to obtain adequate control.

- **It is essential that the soil treatment or initial post-application in the post followed by post-application program is activated by flushing the rice field or with sufficient rainfall. To maintain herbicidal activity until a permanent flood is established, subsequent flushing or rainfall is needed after the second post-emergence application of Caprice™.**
- All post-emergence applications **must** occur before tillering to control grasses.
- Pre-plant incorporated treatments of **Caprice™** provide more consistent grass control only if thoroughly incorporated and clod-free.

When applied as directed in the **Use Rate Information** section of this label, **Caprice™** will **suppress** the following weeds. **Weeds Suppressed:** Alligatorweed; Dayflower, spreading; Ducksalad; Eclipta; Mexicanweed; Morningglory, Entireleaf; Morningglory, ivyleaf; Morningglory, tall; Purple ammannia (redstem); Texasweed; Water plantain (common arrowhead)

Tank Mixtures

To improve control of the broadleaf weeds listed under Weeds Suppressed in the **WEEDS CONTROLLED** section, and for acceptable control of other broadleaf weeds, use an appropriate tank mix partner in combination with the post-emergence application of **Caprice™**.

The below may be used in tank mix combination:

- **Quinclorac** for enhanced barnyardgrass control and control of morningglories, eclipta, jointvetch and hemp sesbania. A crop oil may be used with the enhanced resistant varieties. See label for specific rate instructions.
- **Pendimethalin**. See label for specific rate instructions.
- **Sodium Bentazon** for the control of large dayflower, ducksalad, eclipta, redstem, smartweed and water plantains. **DO NOT** add the additional crop oil concentrate. See label for specific rate instructions.
- **Sodium Bentazon + Sodium Acifluorfen** for control of dayflower, morningglory, smartweed, hemp sesbania and cocklebur. See label for specific rate instructions.
- **Acifluorfen**. Apply **acifluorfen** after the post-application of **Caprice™** for control of hemp sesbania. See label for specific rate instructions.
- Propanil herbicides. Apply propanil for the control of hemp sesbania, Mexicanweed and redweed. **DO NOT** include nonionic surfactant in this tank mix if propanil formulation already contains an adjuvant. See label for specific rate instructions.
- **Cyhalotop-butyl** – Apply with the second post-emergence application in the post-emergence followed by post-emergence program for sprangletop control. See label for specific rate instructions.

When **Caprice™** is used in combination with another herbicide, see the respective label for rates, methods of application, proper timing, weeds controlled, restrictions and precautions. Always use in accordance with the more restrictive label restrictions and precautions. **DO NOT** exceed label dosages. **DO NOT** mix **Caprice™** with any product containing a label prohibiting such mixtures.

ROTATIONAL CROPS

The following rotational crops may be planted following application of **Caprice™** for use rates up to 8 fl. oz. (0.125 lb. a.e./A) per acre per year at the intervals listed below.

For use rates higher than 8 fl. oz. per acre (0.125 lb. a.e./A) per year up to 12 fl. oz. (0.188 lb. a.e./A) per acre per year, SOYBEAN is the only crop that may be planted the following year.

Rotational Crop Restrictions:	
Anytime:	Imidazolinone-resistant rice varieties and hybrids (not less than 75% hybrid seed) Lima beans Peanuts Southern peas Soybeans
4 months after application:	Alfalfa Edible beans and peas (other than lima beans and Southern peas) Rye Wheat
8 ½ months after application:	Field corn Field corn grown for seed
9 ½ months after application:	Barley Tobacco
18 months after application:	Cotton Lettuce Oats Popcorn Rice (non-imidazolinone-resistant) Safflower Sorghum Sunflower Sweet corn
26 months after application:	Flax Potatoes
40 months after application:	All crops not listed*

*40 months after a **Caprice™** application, and before planting any crop not listed elsewhere in the **ROTATIONAL CROPS** restrictions, a successful field bioassay must be completed. The field bioassay consists of a test strip of the intended rotational crop planted across the previously treated field and grown to maturity. The test strip must include low areas and knolls, and

include variations in soil including type and pH. If no crop injury is evident in the test strip, the intended rotational crop may be planted the following year.

Use of **Caprice™** in accordance with label directions is expected to result in normal growth of rotational crops in most situations; however, various environmental and agronomic factors make it impossible to eliminate all risks associated with the use of this product and, because of this, rotational crop injury is always possible.

STORAGE AND DISPOSAL

DO NOT contaminate water, food, or feed by storage or disposal.

Pesticide Storage: Keep from freezing. **DO NOT** store below 32°F.

Pesticide Disposal: Pesticide wastes are toxic. Improper disposal of excess pesticide, spray mixture or rinsate is a violation of Federal Law. Wastes resulting from the use of this product must be disposed of on site or at an approved waste disposal facility. If these wastes cannot be disposed of by use according to label instructions, contact your State Pesticide or Environmental Control Agency, or the Hazardous Waste representative at the nearest EPA region office for guidance.

Container Handling:

NONREFILLABLE CONTAINER (EQUAL TO OR LESS THAN 5 GALLONS): DO NOT reuse or refill this container. Triple rinse container (or equivalent) promptly after emptying. Triple rinse as follows: Empty the remaining contents into application equipment or a mix tank and drain for 10 seconds after the flow begins to drip. Fill the container 1/4 full with water and recap. Shake for 10 seconds. Pour rinsate into application equipment or a mix tank or store rinsate for later use or disposal. Drain for 10 seconds after the flow begins to drip. Repeat this procedure two more times. Offer for recycling, if available.

NONREFILLABLE CONTAINER (GREATER THAN 5 GALLONS): DO NOT reuse or refill this container. Triple rinse container (or equivalent) promptly after emptying. Triple rinse as follows: Empty the remaining contents into application equipment or a mix tank. Fill the container 1/4 full with water. Replace and tighten closures. Tip container on its side and roll it back and forth, ensuring at least one complete revolution, for 30 seconds. Stand the container on its end and tip it back and forth several times. Turn the container over onto its other end and tip it back and forth several times. Empty the rinsate into application equipment or a mix tank or store rinsate for later use or disposal. Repeat this procedure two more times. Offer for recycling, if available.

REFILLABLE CONTAINER: Refill this container with pesticide only. **DO NOT** reuse this container for any other purpose. Cleaning the container before final disposal is the responsibility of the person disposing of the container. Cleaning before refilling is the responsibility of the refiller. To clean the container before final disposal, empty the remaining contents from this container into application equipment or mix tank. Fill the container about 10 percent full with water. Agitate vigorously or recirculate water with the pump for 2 minutes. Pour or pump rinsate into application equipment or rinsate collection system. Repeat this rinsing procedure two more times.

CONDITIONS OF SALE AND LIMITATION OF WARRANTY AND LIABILITY

NOTICE: Read the entire Directions for Use and Conditions of Sale and Limitation of Warranty and Liability before buying or using this product. If the terms are not acceptable, return the product at once, unopened, and the purchase price will be refunded. Please check with your seed supplier to determine if this product can be used over your crop.

The Directions for Use of this product must be followed carefully. It is impossible to eliminate all risks inherently associated with the use of this product. Ineffectiveness or other unintended consequences may result because of such factors as manner of use or application, weather, presence of other materials or other influencing factors in the use of the product, which are beyond the control of Sharda USA LLC or Seller. To the extent consistent with applicable law, all such risks shall be assumed by Buyer and User, and Buyer and User agree to hold Sharda USA LLC and Seller harmless for any claims relating to such factors.

Sharda USA LLC warrants that this product conforms to the chemical description on the label and is reasonably fit for the purposes stated in the Directions for Use, subject to the inherent risks referred to above, when used in accordance with directions under normal use conditions. This warranty does not extend to the use of this product contrary to label instructions, or under conditions not reasonably foreseeable to or beyond the control of Seller or Sharda USA LLC and Buyer and User assume the risk of any such use. To the extent consistent with applicable law, SHARDA USA LLC MAKES NO WARRANTIES OF MERCHANTABILITY OR OF FITNESS FOR A PARTICULAR PURPOSE NOR ANY OTHER EXPRESS OR IMPLIED WARRANTY EXCEPT AS STATED ABOVE.

To the extent consistent with applicable law, neither Sharda USA LLC nor Seller shall be liable for any incidental, consequential or special damages resulting from the use or handling of this product. **TO THE EXTENT CONSISTENT WITH APPLICABLE LAW, THE EXCLUSIVE REMEDY OF THE USER OR BUYER, AND THE EXCLUSIVE LIABILITY OF SHARDA USA LLC AND SELLER FOR ANY AND ALL CLAIMS, LOSSES, INJURIES OR DAMAGES (INCLUDING CLAIMS BASED ON BREACH OF WARRANTY, CONTRACT, NEGLIGENCE, TORT, STRICT LIABILITY OR OTHERWISE) RESULTING FROM THE USE OR HANDLING OF THIS PRODUCT, SHALL BE THE RETURN OF THE PURCHASE PRICE OF THE PRODUCT OR, AT THE ELECTION OF SHARDA USA LLC OR SELLER, THE REPLACEMENT OF THE PRODUCT.**

Sharda USA LLC and Seller offer this product, and Buyer and User accept it, subject to the foregoing Conditions of Sale and Limitation of Warranty and Liability, which may not be modified except by written agreement signed by a duly authorized representative of Sharda USA LLC.

All trademarks are the property of their respective owners.

IMAZETHAPYR GROUP 2 HERBICIDE

Caprice™

HERBICIDE FOR USE IN RICE**

**For use on imazethapyr-resistant rice varieties and hybrids only (not less than 75% hybrid seed).

ACTIVE INGREDIENT:	WT. BY %
Ammonium salt of imazethapyr (±)-2-[4,5-dihydro-4-methyl-4-(1-methylethyl)-5-oxo-1H-imidazo[2-y]-5-ethyl-3-pyridinecarboxylic acid]*	22.87%
OTHER INGREDIENTS:	77.13%
TOTAL:	100.00%

*Equivalent to 21.6% (±)-2-[4,5-dihydro-4-methyl-4-(1-methylethyl)-5-oxo-1H-imidazo[2-y]-5-ethyl-3-pyridinecarboxylic acid (1 gal. contains 2.0 lbs. of active ingredient as the free acid).

KEEP OUT OF REACH OF CHILDREN CAUTION/PRECAUTION

Si usted no entiende la etiqueta, busque a alguien para que se la explique a usted en detalle. (If you do not understand this label, find someone to explain it to you in detail.)

FIRST AID

IF ON SKIN OR CLOTHING: Take off contaminated clothing. Rinse skin immediately with plenty of water for 15-20 minutes. Call a poison control center or doctor for treatment advice. **IF SWALLOWED:** Call a poison control center or doctor immediately for treatment advice. Have person sip a glass of water if able to swallow. Do not induce vomiting unless told to by a poison control center or doctor. Do not give anything by mouth to an unconscious person. **IF INHALED:** Move person to fresh air. If person is not breathing, call 911 or an ambulance, then give artificial respiration, preferably mouth-to-mouth if possible. Call a poison control center or doctor for treatment advice. **IF IN EYES:** Hold eye open and rinse slowly and gently with water for 15-20 minutes. Remove contact lenses, if present, after the first 5 minutes, then continue rinsing. Call a poison control center or doctor for further treatment advice. Have the product container or label with you when calling a poison control center or doctor or going for treatment. In case of an emergency involving this product, call CHEMTREC at 1-800-424-9300.

See label booklet for complete Precautionary Statements and Directions For Use.

EPA Reg. No.: 83529-50

☐ EPA Est. No.: 228-IL-001

☐ EPA Est. No.: 83411-MN-001

Manufactured For:

Sharda USA LLC, 7217 Lancaster Pike, Suite A, Hockessin, Delaware 19707

Net Contents: 1 Gallon

PRECAUTIONARY STATEMENTS HAZARDS TO HUMANS AND DOMESTIC ANIMALS CAUTION

Harmful if swallowed or absorbed through skin. Avoid contact with skin, eyes, or clothing.

STORAGE AND DISPOSAL

DO NOT contaminate water, food, or feed by storage or disposal. **Pesticide Storage:** Keep from freezing. **DO NOT** store below 32°F. **Pesticide Disposal:** Pesticide wastes are toxic. Improper disposal of excess pesticide, spray mixture or rinsate is a violation of Federal Law. Wastes resulting from the use of this product must be disposed of on site or at an approved waste disposal facility. If these wastes cannot be disposed of by use according to label instructions, contact your State Pesticide or Environmental Control Agency, or the Hazardous Waste representative at the nearest EPA region office for guidance. **Container Handling: NONREFILLABLE CONTAINER (EQUAL TO OR LESS THAN 5 GALLONS): DO NOT** reuse or refill this container. Triple rinse container (or equivalent) promptly after emptying. Triple rinse as follows: Empty the remaining contents into application equipment or a mix tank and drain for 10 seconds after the flow begins to drip. Fill the container 1/4 full with water and recap. Shake for 10 seconds. Pour rinsate into application equipment or a mix tank or store rinsate for later use or disposal. Drain for 10 seconds after the flow begins to drip. Repeat this procedure two more times. Offer for recycling, if available. **NONREFILLABLE CONTAINER (GREATER THAN 5 GALLONS): DO NOT** reuse or refill this container. Triple rinse container (or equivalent) promptly after emptying. Triple rinse as follows: Empty the remaining contents into application equipment or a mix tank. Fill the container 1/4 full with water. Replace and tighten closures. Tip container on its side and roll it back and forth, ensuring at least one complete revolution, for 30 seconds. Stand the container on its end and tip it back and forth several times. Turn the container over onto its other end and tip it back and forth several times. Empty the rinsate into application equipment or a mix tank or store rinsate for later use or disposal. Repeat this procedure two more times. Offer for recycling, if available. **REFILLABLE CONTAINER:** Refill this container with pesticide only. **DO NOT** reuse this container for any other purpose. Cleaning the container before final disposal is the responsibility of the person disposing of the container. Cleaning before refilling is the responsibility of the refiller. To clean the container before final disposal, empty the remaining contents from this container into application equipment or mix tank. Fill the container about 10 percent full with water. Agitate vigorously or recirculate water with the pump for 2 minutes. Pour or pump rinsate into application equipment or rinsate collection system. Repeat this rinsing procedure two more times.

OPEN HERE

PF 170059

PROOF

THIS PROOF IS TO BE CHECKED FOR ACCURACY

Please review and approve **Text, Spelling, Copy Placement, Size, Shape, Colors** and **Dieline**.

Authorized signature accepts responsibility for accuracy of all copy, color break and artwork. Cimarron Label is not liable for any discrepancies subsequently identified.

PLEASE NOTE: Due to color variance between printers/monitors, the colors represented by this proof cannot be deemed accurate. Please refer to a color matching system such as the Pantone Matching System for a truer representation of spot colors.

THIS PROOF IS NOT ACCURATE FOR COLOR-MATCH.





Dieline does not print.

 **Cimarron Label**

Experts in Extended Text Labeling

4201 North Westport Ave. • Sioux Falls, SD 57107

Phone: (605) 978-0451 • Fax: (605) 978-0463

DATE	JOB NUMBER	CUSTOMER
07/10/20	170059	Sharda
LABEL SIZE	BOOKLET SIZE	
4" x 5"	3.75" x 4"	
LABEL COLORS	BOOKLET OUTSIDE COLORS	BOOKLET INSIDE COLORS
 BLK	 BLK  021	 BLK
PATTERN VARNISH: <input checked="" type="checkbox"/> YES <input type="checkbox"/> NO		

Form: CS 006B - 3/29/2017

ARTWORK IS APPROVED

REVISED PROOF NEEDED

**WE CANNOT PROCESS
THIS ORDER WITHOUT AN
AUTHORIZED SIGNATURE**

Signed _____ Date _____